

27TH - 29TH NOVEMBER 2020
PORTO › PORTUGAL



VIRTUAL EVENT




www.enea2020.com



19TH CONGRESS OF THE EUROPEAN NEUROENDOCRINE ASSOCIATION

PROGRAMME





27TH - 29TH NOVEMBER 2020
PORTO › PORTUGAL

 VIRTUAL EVENT



www.enea2020.com

19TH CONGRESS OF THE EUROPEAN NEUROENDOCRINE ASSOCIATION

WELCOME MESSAGES



Thierry Brue
ENEA
President



Dear Friends and Colleagues,

Despite our disappointment for not being able to convene in Porto, the ENEA is extremely thankful to Prof. Davide Carvalho, head of the Local Organizing Committee, and to the organizers of this meeting, Norah's events, for making it possible for us to take advantage of sharing the outstanding scientific programme prepared by the Programme Organizing Committee (POC) led by Niki Karavitaki. The POC did a great job to adjust this programme to the remote nature of the congress, with more concise talks and an adapted schedule but still with all plenaries including the Rolf Gaillard Prize lecture, and usual sessions. Our industrial partners must also be thanked for fully maintaining their support and all our members for submitting so many excellent communications. There is no doubt you'll enjoy this edition of the ENEA congress both during live sessions and in replay.

Warmest wishes to all.
Take care!



Davide Carvalho
Head
of the Local
Organizing
Committee

This time ENEA is coming to your home!

Dear Friends,

Extraordinary situations demand exceptional solutions. We are experiencing an unprecedented moment in the history of the European NeuroEndocrine Association. The current pandemic restricts our ability to travel, but does not prevent us from continuing to study, carry out research, reflect, publish, and process data in the area of neuroendocrinology.

As the Portuguese poet Manuel Freire said: "No axe exists that cuts through the root of thought". This is the reason why we recognise the particular challenges that are facing us. As it is impossible for us all to travel to our city of Porto, we have embarked on a journey to organise a congress which will for the first time take us to yours. We are sure that we will receive a warm welcome and that during the opportunities for networking we will be able to strengthen our friendship and our common appreciation of Neuroendocrinology.

Welcome to the virtual ENEA Congress!

Dear Friends and Colleagues,

On behalf of the superb POC I had the honour to work with, I would like to welcome you to our ENEA 2020 meeting, the first virtual ENEA congress. We have put together a programme covering basic, translational and clinical aspects of our discipline adapted to the demands and limitations the COVID-19 era brought in our lives.


We do hope this event will be another opportunity for learning, expanding horizons in our clinical practice and research, networking and celebrating the amazing world of Neuroendocrinology which, with no doubt, captures the heart of so many scientists, health care professionals and students.


Many thanks to the ENEA Executive Committee, the LOC, the invited speakers, the Norah's events team and the sponsors for their continuous support during this remarkable journey!

Warmest wishes to All.



Niki Karavitaki
Head
of the
Programme
Organizing
Committee





FACULTY

A Maia	Portugal	L Naves	Brazil
A Beckers	Belgium	L Perez Rivas	Germany
A Castellanos-Jankiewicz	France	L Vilar	Brasil
A Colao	Italy	M Bolanowski	Poland
A Fountas	United Kingdom	M Fleseriu	United States of America
A Grossman	United Kingdom	M Gahete	Spain
A Hoffman	United States of America	M Hoyer	Denmark
A Isidori	Italy	M Klose	Denmark
A Karhu	Finland	M Korbonits	United Kingdom
A Pereira	Netherlands	M Lemos	Portugal
A Spada	Italy	M Mascarenhas	Portugal
A Tabarin	France	M Merrow	Germany
A Wierinckx	France	M Monteiro	Portugal
A. C. Fuentes-Fayos	Spain	M Pfeifer	Slovenia
C Amaral	Portugal	M Reinckle	Germany
C Andoniadou	United Kingdom	M Savas	Netherlands
C Castro Correia	Portugal	M Theodoropoulou	Germany
C Lindskog	Sweden	M Zatelli	Italy
C Alvarez	Spain	N Biermasz	Netherlands
D Capper	Germany	N Karavitaki	United Kingdom
D Carvalho	Portugal	N Olarescu	Norway
D Ferone	Italy	O Casar-Borota	Sweden
D Kastelan	Croatia	P Le Tissier	United Kingdom
E Van Rossum	Netherlands	P Burman	Sweden
E Coopmans	Netherlands	P Chanson	France
F Castinetti	France	P Freitas	Portugal
F Gatto	Italy	P Hartmann	Germany
F Pecori-Giraldi	Italy	P Khandaeva	Russia
F Roncaroli	United Kingdom	P Marques	Portugal
G Kaltsas	Greece	P Petrossians	Belgium
G Médard	Germany	R M Luque	Spain
G Raverot	France	R Manfredini	Italy
G Tamagno	Ireland	R Pivonello	Italy
G Vila	Austria	S Criseno	United Kingdom
G K Stalla	Germany	S La Fleur	Netherlands
H Gleeson	United Kingdom	S Lightman	United Kingdom
I Notting	Netherlands	S Neggers	Netherlands
I Shimon	Israel	S Petersenn	Germany
J Castaño	Spain	S Tsagarakis	Greece
J Pereira	Portugal	T Brue	France
JO Jorgensen	Denmark	T Fauquier	France
K Alexandraki	Greece	T Florio	Italy
K Claessen	Netherlands	T Matthews	United Kingdom
K Stocholm	Denmark	V Popovics	Serbia
L Gomes	Portugal	Y Eisenberg	United States of America
L Hofland	Netherlands		




27TH - 29TH NOVEMBER 2020
PORTO › PORTUGAL

 VIRTUAL EVENT



19TH CONGRESS OF THE EUROPEAN NEUROENDOCRINE ASSOCIATION

www.enea2020.com



COMMITTEES

ENEA Executive committee

President

Thierry Brue (France) 2018-2020

President elect

Ilan Shimon (Israel) 2018-2020

Secretary

Maria Chiara Zatelli (Italy) 2018-2022

Treasurer

Patrick Petrossians (Belgium) 2016-2020

Programme Organizing Committee

- Niki Karavitaki (chair) – United Kingdom
- Auli Karhu - Finland
- Davide Carvalho - Portugal
- Federico Gatto - Italy
- Frederic Castinetti - France
- Jens Otto Jorgensen - Denmark
- Manuel Gahete - Spain
- Marily Theodoropoulou – Germany
- Nienke Biermasz - Netherlands
- Olivera Casar-Borota - Sweden
- Vera Popovics – Serbia

ENEA Executive committee

Officers

- Davide Carvalho (Portugal) 2016-2020
- Rosario Pivonello (Italy) 2016-2020
- Lucio Vilar (Brazil) 2016-2020
- Kristi Alexandraki (Greece) 2018-2022
- Nienke Biermasz (NL) 2018-2022
- Raul Luque (Spain) 2018-2022
- Misa Pfeifer (Slovenia) 2018-2022
- Luis Perez-Rivas, EYRC rep (Germany) 2018-2022

Local Organizing Committee

- Davide Carvalho (Chair) - Porto
- Cláudia Amaral (General secretary) - Porto
- Albino Maia - Lisboa
- Daniela Seixas - Porto
- José Manuel Lopes - Porto
- Josué Pereira - Porto
- Leonor Gomes - Coimbra
- Manuel Fontoura - Porto
- Manuel Lemos - Covilhã
- Mário Mascarenhas – Lisboa

GENERAL INFORMATION

Conference management



NorahsEvents, Lda

Tel: +351 220 164 206

info@enea2020.com

Trav. Álvaro Castelões, nº 79-2º andar-sala 9,
4450-044 Matosinhos

Cooperation partner



Hosting Country

PORTUGAL

Important information regarding the time of the sessions

All sessions of the programme are in Portugal Time (GMT).
CET is one hour ahead of GMT.

SPONSORS

Silver Sponsors



GROUP

RECORDATI
RARE DISEASES

Focused on the Few™

Bronze Sponsors



Other Sponsors





27TH - 29TH NOVEMBER 2020
PORTO › PORTUGAL

 VIRTUAL EVENT



19TH CONGRESS OF THE EUROPEAN NEUROENDOCRINE ASSOCIATION

www.enea2020.com

FRIDAY, NOVEMBER 27TH *
* All sessions are in Portugal Time (GMT)

PROGRAMME

12:00-13:00	SYMPOSIUM	From appetite control to obesity management <i>Supported by an Educational Grant of Novo-Nordisk</i> Chairs: E Van Rossum – Netherlands; D Kastelan – Croatia
12:00-12:20		Food reward and taste receptor signaling A Maia – Portugal
12:20-12:40		Gut-Brain axis – clinical insights M Monteiro – Portugal
12:40-13:00		Obesity management – future perspectives P Freitas – Portugal
14:00-14:15		OPENING CEREMONY
14:15-14:45	PLENARY 1	Rolf Gaillard Prize Lecture Chair: T Brue – France
		Pituitary tumours: genetic and molecular factors underlying pathogenesis and clinical behaviour A Spada – Italy
14:45-15:45	SYMPOSIUM 1	Neuroendocrine stem cells and plasticity: from physiology to disease Chairs: M. Lemos – Portugal; C Alvarez – Spain
14:45-15:05		Characterisation and clinical implications of pituitary adenoma stem cells T Florio – Italy
15:05-15:25		Pituitary cells network and plasticity P Le Tissier – UK
15:25-15:45		From induced pluripotent stem cells to pituitary deficiencies T Fauquier – France
15:50-16:50	SYMPOSIUM 2	GH deficiency Chairs: C Castro Correia – Portugal; M Pfeifer – Slovenia <i>(endorsed by Growth Hormone Research Society)</i>
15:50-16:10		Long-term GH replacement in adults and mortality K Stocholm – Denmark
16:10-16:30		GH treatment in survivors of childhood cancer H Gleeson – UK
16:30-16:50		LAGH A Hoffman – Stanford, USA
16:50-17:25	CLINICAL SPOTLIGHTS	Medical treatments in craniopharyngiomas A Grossman – UK and C Andoniadou – UK Chairs: J Pereira – Portugal; L Vilar – Brazil
16:50-17:25	BASIC RESEARCH SPOTLIGHTS	From 2D to 3D cultures: getting an upgrade in tumour cell culture L Hofland – Netherlands Chairs: F Castinetti – France; G Tamagno – Ireland
17:30-18:30	INDUSTRY SYMPOSIUM Recordati Rare Diseases	New evidence on patients’ outcomes in the management of acromegaly and Cushing’s syndrome Chairs: Annamaria Colao – Italy; Antoine Tabarin – France
		How do we practically manage our patients with pituitary disease during the COVID-19 pandemic? Philippe Chanson – France
		How can we optimize the management of acromegalic patients? Annamaria Colao – Italy and Philippe Chanson – France
		Aspiring to excellence for the treatment of Cushing’s Syndrome – efficacy and safety of osilodrostat Antoine Tabarin – France
		Challenges in recurrent Cushing’s syndrome – a new option with osilodrostat Martin Reincke – Germany
		Q&A session




27TH - 29TH NOVEMBER 2020
PORTO › PORTUGAL

 VIRTUAL EVENT



19TH CONGRESS OF THE EUROPEAN NEUROENDOCRINE ASSOCIATION







www.enea2020.com




SATURDAY, NOVEMBER 28TH › MORNING *

PROGRAMME

* All sessions are in Portugal Time (GMT)

09:00-09:40	THE YEAR IN  Porto Room	The year in Chair: M Mascarenhas – Portugal; D Ferone – Italy
09:00-09:20		Clinical neuroendocrinology S Neggers – Netherlands
09:20-09:40		Basic neuroendocrinology J Castano – Spain
09:40-10:05	PLENARY 2  Porto Room	Oxytocin: the forgotten hormone in hypopituitarism Y Eisenberg – USA Chair: V Popovics – Serbia
10:10-11:10	SYMPOSIUM 3 (EYRC)  Porto Room	From the top to the bottom: hormonal control of metabolism Chairs: M Gahete – Spain; E Coopmans – Netherlands; EYES representative
10:10-10:30		Crosstalk between growth hormone and metabolism A C Fuentes-Fayos – Spain
10:30-10:50		Underlying causes of obesity: role of endogenous and exogenous corticosteroids M Savas – Netherlands
10:50-11:10		Hypothalamic bile acid signaling in the regulation of energy balance A Castellanos-Jankiewicz – France
10:10-11:10	NURSES SESSION  Douro Room	Nurses session Chair: N Karavitaki – UK
10:10-10:30		Pituitary function tests M Klose – Denmark
10:30-10:50		Management of prolactinoma N Biermasz - Netherlands
10:50-11:10		Adrenal insufficiency: the role of the nurse in patient management and education S Criseno – UK
11:10-12:00	EYRC Network event  Porto Room	
11:10-12:00	NURSES Network event  Douro Room	



SATURDAY, NOVEMBER 28TH › AFTERNOON *

PROGRAMME

* All sessions are in Portugal Time (GMT)

14:00-14:30	MTE	Meet the expert
14:00-14:30	Porto Room	Peri-operative management after transsphenoidal surgery for pituitary tumours M Flseriu – USA Chairs: D Carvalho – Portugal; M Bolanowski – Poland
14:00-14:30	Douro Room	Proton beam irradiation of sellar tumours M Hoyer – Denmark Chairs: F Gatto – Italy; G Kaltsas – Greece
14:30-15:35	ORAL COMMUNICATIONS Porto Room	Oral communications Chairs: M Zatelli – Italy; P Khandaeva – Russia
15:40-17:00	SYMPOSIUM 4	Corticotroph pituitary tumours: from silence to overt disease Chairs: L Gomes – Portugal; R Pivonello – Italy
15:40-15:55		Integrative transcriptomics and proteomics in functioning and silent corticotroph pituitary tumours N Olarescu – Norway
15:55-16:10		Silent corticotroph pituitary tumours A Fountas – UK
16:10-16:25		Diagnosis and management of recurrent cushing’s S Tsagarakis – Greece
16:25-16:40		Future treatments for cushing’s F Pecori-Giraldi – Italy
16:40-16:55	Porto Room	Metabolic syndrome in cushing’s G Vila – Austria
17:00-18:00		ENEA General Assembly (private access for members only)

Oral communications

Chairs: M Zatelli – Italy; P Khandaeva – Russia

OC-01 - DETERMINANTS FOR LONG-TERM REMISSION AFTER TRANSPHENOIDAL SURGERY IN CUSHING'S DISEASE

Sílvia Santos Monteiro (Portugal)¹; Ana Lopes (Portugal)¹; Liliana Fonseca (Portugal)¹; Vânia Benido Silva (Portugal)¹; Patrícia Rosinha (Portugal)²; Catarina Chaves (Portugal)³; Liliana Ferreira (Portugal)¹; Isabel Ribeiro (Portugal)⁴; Cláudia Amaral (Portugal)¹; Maria Helena Cardoso (Portugal)¹

1 - Division of Endocrinology, Diabetes and Metabolism. Department of Medicine. Centro Hospitalar e Universitário do Porto, Portugal; 2 - Division of Endocrinology, Diabetes and Metabolism. Department of Medicine. Centro Hospitalar Baixo Vouga, Aveiro, Portugal; 3 - Division of Endocrinology, Diabetes and Metabolism. Department of Medicine. Centro Hospitalar do Tâmega e Sousa, Penafiel, Portugal; 4 - Division of Neurosurgery. Department of Neuroscience. Centro Hospitalar e Universitário do Porto, Portugal.

OC-02 - TESOMET CAUSES SIGNIFICANT WEIGHT LOSS RESULTING IN REDUCED LEVOTHYROXINE REQUIREMENTS IN HYPOPHYSECTOMIZED PATIENTS WITH ACQUIRED HYPOTHALAMIC OBESITY

Kim Huynh (Denmark)¹; Marianne Klose (Denmark)¹; Kim Krogsgaard (Denmark)²; Joergen Drejer (Denmark)³; Sarah Byberg (Denmark)⁶; Sten Madsbad (Denmark)⁴; Faidon Magkos (Denmark)⁵; Berit Edsberg (Denmark)²; Arne Astrup (Denmark)⁵; Ulla Feldt-Rasmussen (Denmark)¹

1 - Rigshospitalet, Copenhagen University, Department of Medical Endocrinology and Metabolism; 2 - Saniona AB, Baltorpvej 154, 2750 Ballerup; 3 - Saniona A/S, Smedeland 26B, 2600 Glostrup; 4 - Department of Endocrinology, Hvidovre University Hospital, University of Copenhagen; 5 - Department of Nutrition, Exercise and Sports (NEXS), University of Copenhagen; 6 - Department of Biomedical Sciences, University of Copenhagen.

OC-03 - PITUITARY ADENOMAS IN THE ELDERLY: MORE OF THE SAME? – COMPARATIVE ANALYSIS BY AGE GROUP

Patrícia Rosinha (Portugal)³; Liliana Fonseca (Portugal)¹; Ana Lopes (Portugal)¹; Vânia Benido (Portugal)¹; Sílvia Monteiro (Portugal)¹; Catarina Chaves (Portugal)⁴; Cláudia Amaral (Portugal)¹; Isabel Ribeiro (Portugal)²; Helena Cardoso (Portugal)¹

1 - Centro Hospitalar e Universitário do Porto, Endocrinology Department, Porto, Portugal; 2 - Centro Hospitalar e Universitário do Porto, Neurosurgery Department, Porto, Portugal; 3 - Centro Hospitalar Baixo Vouga, Endocrinology Department, Aveiro, Portugal; 4 - Centro Hospitalar Tâmega e Sousa, Endocrinology Department, Penafiel, Portugal.

OC-04 - CLINICAL, CELLULAR, AND MOLECULAR EVIDENCE OF THE ADDITIVE ANTITUMOR EFFECTS OF BIGUANIDES AND STATINS COMBINATION IN PROSTATE CANCER

Antonio J. Montero-Hidalgo (Spain)^{1,2,3,4}; Juan M. Jiménez-Vacas (Spain)^{1,2,3,4}; Vicente Herrero-Aguayo (Spain)^{1,2,3,4}; Prudencio Sáez-Martínez (Spain)^{1,2,3,4}; Enrique Gómez-Gómez (Spain)^{1,3,4,5}; Antonio J. León-González (Spain)^{1,2,3,4}; Elena M. Yubero-Serrano (Spain)^{1,3,4,6}; María J. Requena-Tapia (Spain)^{1,3,5}; Miguel López (Spain)^{4,7}; Justo P. Castaño (Spain)^{1,2,3,4}; Manuel D. Gahete (Spain)^{1,2,3,4}; Raúl M. Luque (Spain)^{1,2,3,4}

1 - Maimonides Institute for Biomedical Research of Córdoba (IMIBIC), Córdoba, Spain; 2 - Department of Cell Biology, Physiology, and Immunology, University of Córdoba, Córdoba, Spain; 3 - Reina Sofía University Hospital (HURS), Córdoba, Spain; 4 - Biomedical Research Centre in Physiopathology of Obesity and Nutrition (CIBERObn), Madrid, Spain; 5 - Urology Service, HURS/IMIBIC, Córdoba, Spain; 6 - Internal Medicine Clinical Unit, Lipids and Atherosclerosis Unit, HURS, Córdoba, Spain; 7 - Department of Physiology, Center for Research in Molecular Medicine and Chronic Diseases (CiMUS), University of Santiago de Compostela, Santiago de Compostela, Spain.

OC-05 - GASTROINTESTINAL ADVERSE EVENTS WITH ORAL OCTREOTIDE CAPSULES: SAFETY RESULTS FROM THE PHASE 3 CHIASMA OPTIMAL STUDY

Artak Labadzhyan (United States of America)¹; Susan Leanne Samson (United States of America)²; Lisa B Nachtigall (United States of America)³; Maria Fleseriu (United States of America)⁴; Mark E Molitch (United States of America)⁵; William Henry Ludlam (United States of America)⁶; Gary Patou (United States of America)⁷; Asi Haviv (United States of America)⁶; Agata Baldys Waligorska (Poland)⁸; Nienke Biermasz (Netherlands)⁹; Laurence Kennedy (United States of America)¹⁰; Christian Joseph Strasburger (Germany)¹¹; Shlomo Melmed (Germany)¹

1 - Cedars Sinai Medical Center; 2 - Baylor College of Medicine; 3 - MGH Neuroendocrine and Pituitary Center; 4 - Oregon Hlth & Sci Univ; 5 - Division of Endocrinology, Metabolism & Molecular Medicine, Department of Medicine, Northwestern University Feinberg School of Medicine; 6 - Chiasma, Inc; 7 - Chiasma, Inc.; 8 - AFM Krakow University, Krakow, Poland; 9 - Leiden Univ Med Ctr; 10 - Cleveland Clinic Foundation; 11 - Charite Campus Mitte.

OC-06 - DYSREGULATION OF SPLICING MACHINERY IS ASSOCIATED WITH TUMOR DEVELOPMENT AND PROGNOSIS IN ADAMANTINOMATOUS CRANIOPHARYNGIOMAS

Antonio C. Fuentes-Fayos (Spain)^{1,2,3,4}; **Teresa Sánchez-Medianero** (Spain)^{1,2,5}; **David A. Cano** (Spain)⁶; **Antonio J. Martínez-Ortega** (Spain)⁶; **John R. Apps** (United Kingdom)⁷; **Georg Otto** (United Kingdom)⁷; **Álvaro Toledano-Delgado** (Spain)^{1,2,8}; **Elena Dios** (Spain)⁶; **Eva Venegas-Moreno** (Spain)⁶; **Eugenio Cárdenas** (Spain)⁹; **Juan P. Martínez-Barbera** (United Kingdom)⁷; **Rosa M. Ortega-Salas** (Spain)^{1,2,5}; **Justo P. Castaño** (Spain)^{1,2,3,4}; **Alfonso Soto-Moreno** (Spain)⁶; **Raúl M. Luque** (Spain)^{1,2,3,4}

1 - Maimonides Institute of Biomedical Research of Cordoba (IMIBIC), 14004 Cordoba, Spain.; 2 - Reina Sofia University Hospital (HURS), 14004 Cordoba, Spain.; 3 - Department of Cell Biology, Physiology and Immunology, University of Cordoba, 14004 Cordoba, Spain.; 4 - CIBER Physiopathology of Obesity and Nutrition (CIBERObn), 14004 Cordoba, Spain.; 5 - Anatomical Pathology Service, HURS, 14004 Cordoba, Spain.; 6 - Metabolism and Nutrition Unit, Hospital Universitario Virgen del Rocío, Instituto de Biomedicina de Sevilla (IBIS), 41013 Seville, Spain.; 7 - Institute of Child Health, Developmental Biology and Cancer Programme Birth Defects Research Centre, University College London, 30 Guilford Street, London, United Kingdom of Great Britain and Northern Ireland.; 8 - Service of Neurosurgery, HURS, 14004 Cordoba, Spain.; 9 - Service of Neurosurgery, Hospital Universitario Virgen del Rocío, 41013 Seville, Spain.

OC-07 - SPLICING DYSREGULATION IN PANCREATIC NEUROENDOCRINE TUMORS: CONTRIBUTION OF CELF4 SPLICING FACTOR TO PANNET AGGRESSIVENESS

Ricardo Blázquez-Encinas (Spain)^{1,2,3,4}; **Emilia Alors-Pérez** (Spain)^{1,2,3,4}; **Sergio Pedraza-Arévalo** (Spain)^{1,2,3,4}; **Aura Dulcinea Herrera-Martínez** (Spain)^{1,2,5}; **Víctor García-Vioque** (Spain)^{1,2,3,4}; **Raquel Serrano-Blanch** (Spain)^{1,2,6}; **María Ángeles Gálvez-Moreno** (Spain)^{1,2,5}; **Manuel David Gahete** (Spain)^{1,2,3,4}; **Alejandro Ibáñez-Costa** (Spain)^{1,2,3,4}; **Raúl Miguel Luque** (Spain)^{1,2,3,4}; **Justo Pastor Castaño** (Spain)^{1,2,3,4}

1 - Maimonides Biomedical Research Institute of Cordoba, Cordoba, Spain; 2 - Reina Sofia University Hospital, Cordoba, Spain; 3 - Department of Cell Biology, Physiology and Immunology, University of Cordoba, Cordoba, Spain; 4 - CIBER Physiopathology of Obesity and Nutrition, Cordoba, Spain; 5 - Service of Endocrinology and Nutrition, Reina Sofia University Hospital, Cordoba, Spain; 6 - Service of Medical Oncology, Reina Sofia University Hospital, Cordoba, Spain.

OC-08 - THE X-LINKED ACROGIGANTISM-ASSOCIATED GENE GPR101 REGULATES EARLY EMBRYONIC DEVELOPMENT AND GROWTH IN ZEBRAFISH

Giampaolo Trivellin (Italy)^{1,2}; **Amit Tirosh** (Israel)³; **Laura Hernández-Ramírez** (United States of America)¹; **Tripti Gupta** (United States of America)⁴; **Chon Hwa Tsai-Morris** (United States of America)⁴; **Fabio Faucz** (United States of America)¹; **Harold Burgess** (United States of America)⁴; **Benjamin Feldman** (United States of America)⁴; **Constantine Stratakis** (United States of America)¹

1 - Section on Endocrinology and Genetics, Eunice Kennedy Shriver National Institute of Child Health and Human Development (NICHD), National Institutes of Health (NIH), Bethesda, MD, USA.; 2 - Laboratory of Cellular and Molecular Endocrinology and Laboratory of Pharmacology and Brain Pathology, Humanitas Clinical and Research Center – IRCCS, Rozzano (Mi) – Italy.; 3 - NET Service and Endocrine Oncology Bioinformatics Lab, Sheba Medical Center and Sackler Faculty of Medicine, Tel Aviv University, Ramat Gan, Israel.; 4 - Division of Developmental Biology, Eunice Kennedy Shriver National Institute of Child Health and Human Development (NICHD), National Institutes of Health (NIH), Bethesda, MD, USA.

OC-09 - GERMINAL DEFECTS OF SDHX GENES IN PATIENTS WITH ISOLATED PITUITARY ADENOMA.


Grégory Mougél (France)²; **Arnaud Lagarde** (France)^{1,2}; **Frédérique Albarel** (France)⁵; **Wassim Essamet** (France)⁶; **Perrine Luigi** (France)⁴; **Céline Mouly** (France)³; **Magaly Vialon** (France)³; **Thomas Cuny** (France)^{1,5}; **Frédéric Castinetti** (France)^{1,5}; **Alexandru Saveanu** (France)^{1,2}; **Thierry Brue** (France)^{1,5}; **Anne Barlier** (France)^{1,2}; **Pauline Romanet** (France)^{1,2}

1 - Aix Marseille Univ, INSERM, MMG; 2 - Laboratory of Molecular Biology, Hospital La Conception, France; 3 - Department of Endocrinology, Hospital Larrey, CHU Toulouse, Toulouse, France; 4 - Department of Endocrinology, Hospital Lapeyronie, CHU Montpellier, Montpellier, France; 5 - Department of Endocrinology, Hospital La Conception, Marseille, France; 6 - Department of Pathology, Hospital La Timone, APHM, Marseille, France.

OC-10 - TREATMENT OF ISOLATED IDIOPATHIC GH DEFICIENCY IN CHILDREN AND THYROID FUNCTION: IS THE NEED FOR LEVOTHYROXINE A CONCERN IN LONG-TERM THERAPY?

Daniela Salazar (Portugal)^{1,2,3}; **Vicente Rey Y Formoso** (Portugal)⁴; **João Sérgio Neves** (Portugal)^{1,2,3}; **César Esteves** (Portugal)¹; **Rita Santos Silva** (Portugal)⁴; **Sofia Ferreira** (Portugal)⁴; **Carla Costa** (Portugal)⁴; **Davide Carvalho** (Portugal)^{1,2,3}; **Cíntia Castro-Ferreira** (Portugal)^{2,4}





1 - Department of Endocrinology, Diabetes and Metabolism, Centro Hospitalar Universitário de São João, Porto, Portugal; 2 - Faculty of Medicine, Universidade do Porto, Porto, Portugal; 3 - Instituto de Investigação e Inovação em Saúde, Universidade do Porto, Porto, Portugal; 4 - Department of Pediatrics - Pediatric Endocrinology Unit, Centro Hospitalar Universitário de São João, Porto, Portugal.




SUNDAY, NOVEMBER 29TH › MORNING *

* All sessions are in Portugal Time (GMT)

PROGRAMME


09:00-09:25	PLENARY 3  Porto Room	The human protein atlas – spatial proteomics in health and disease C Lindskog – Sweden Chair: O Casar-Borota – Sweden
09:25-09:55	HOT TOPICS  Porto Room	Nomenclature of pituitary adenomas F Roncaroli – UK Chair: I Shimon – Israel
10:00-11:20	SYMPOSIUM 5	Hormone rhythms Chairs: JO Jorgensen – Denmark; GK Stalla – Germany
10:00-10:20		Ultradian rhythms S Lightman – UK
10:20-10:40		Chronobiology and COVID-19 M Merrow – Germany
10:40-11:00		Daylight saving time, circadian rhythms and cardiovascular health R Manfredini – Italy
11:00-11:20	 Porto Room	Wrong time to eat: (a)rhythmic feeding and the obesity epidemic S La Fleur – Netherlands
11:30-12:30	SYMPOSIUM 6	Acromegaly Chairs: C Amaral – Portugal; P Petrossians – Belgium
11:30-11:50		Lessons from national acromegaly registries P Chanson – France
11:50-12:10		AIP in pituitary tumorigenesis M Korbonits – UK
12:10-12:30	 Porto Room	Bone and joints in growth hormone disorders K Claessen – Netherlands



SUNDAY, NOVEMBER 29TH › AFTERNOON *
* All sessions are in Portugal Time (GMT)

PROGRAMME

14:30-15:00	MTE	Meet the expert
14:30-15:00	 Porto Room	Pituitary neuroophthalmology T Matthews – UK and I Notting – Netherlands Chair: K Alexandraki – Greece
14:30-15:00	 Douro Room	Ectopic cushing’s A Isidori – Italy Chair: N Biermasz – Netherlands
15:00-16:00	SYMPOSIUM 7	The future is now Chair: M Theodoropoulou – Germany
15:00-15:20		Breaking bad: personalized drug design in translational medicine G Médard – Germany
15:20-15:40		Call Dr AI: Machine Learning in medicine P Hartmann – Germany
15:40-16:00	 Porto Room	DNA methylation in tumour diagnostics D Capper – Germany
16:05-17:05	SYMPOSIUM 8	Aggressive PitNETs: rare and difficult Chairs: G Raverot – France; A Beckers – Belgium
16:05-16:25		Define P Burman – Sweden
16:25-16:45		Understand A Wierinckx – France
16:45-17:05	 Porto Room	Manage S Petersenn – Germany
17:05-18:05	SYMPOSIUM 9	Mechanistic insights in pituitary tumorigenesis Chairs: A Karhu – Finland; A Pereira – Netherlands
17:05-17:25		Chemokine modulation of tumour microenvironment P Marques – Portugal
17:25-17:45		Landscape of genomic alterations in PitNETs L Perez Rivas – Germany
17:45-18:05	 Porto Room	Implication of novel mechanism of gene expression regulation in PitNETs R M Luque – Spain
18:05-18:20	 Porto Room	AWARDS AND CLOSING CEREMONY



E-POSTERS FREE COMMUNICATIONS

PROGRAMME

EP-01 - PANHYPOPITUITARISM: ARE WE MISSING IT? A 'CENTRAL' PROBLEM IN METASTATIC MELANOMA: IMMUNOTHERAPY INDUCED HYPOPHYSITIS

Padmini Giri (United States of America)¹; Laith Al-Janabi (United States of America)¹; Verisha Khanam (United States of America)¹; Sourabh Fnu (United States of America)¹; Ameer Khan (United States of America)¹; Ankita Gandhi (United States of America)¹; Manishkumar Patel (United States of America)¹

1 - Wayne State University.

EP-02 - A CASE OF FAMILIAL ACROMEGALY AND BILATERAL ASYNCHRONOUS PHEOCHROMOCYTOMAS DUE TO A MAX MUTATION

Elizaveta Mamedova (Russian Federation)¹; Evgeny Vasilyev (Russian Federation)¹; Vasily Petrov (Russian Federation)¹; Svetlana Buryakina (Russian Federation)¹; Anatoly Tiulpakov (Russian Federation)¹; Zhanna Belaya (Russian Federation)¹

1 - Endocrinology Research Center.

EP-03 - COVID-19 INFECTION IN PATIENTS WITH CUSHING'S SYNDROME: A REPORT OF THREE CASES

Zhanna Belaya (Russian Federation)¹; Olga Golounina (Russian Federation)²; Evgeniya Pashkova (Russian Federation)³; Victor Kalashnikov (Russian Federation)¹; Natalya Tarbaeva (Russian Federation)¹; Maksim Gorohov (Russian Federation)¹; Elena Przhialkovskaya (Russian Federation)¹; Dmitriy Belcevic (Russian Federation)¹

1 - Endocrinology Research Centre; 2 - I.M. Sechenov First Moscow State Medical University of the Ministry of Health of the Russian Federation (Sechenov University); 3 - State Clinical Hospital named after S.P. Botkin.

EP-04 - THE HISTOLOGICAL STRUCTURE OF PATIENTS WITH NONFUNCTIONAL PITUITARY GIANT ADENOMAS (NFPA)

Yulduz Urmanova (Uzbekistan)¹; Malika Mirtukhtaeva (Uzbekistan)¹; Ortikali Tursunkulov (Uzbekistan)^{1,2}

1 - Republic of Uzbekistan, Tashkent, 100125, Mirzo Ulugbek street, 56; 2 - Bogishamol street 223.

EP-05 - THE MRI CHARACTERISTIC OF THE CHIASMAL-SELLAR REGION OF THE PITUITARY GLAND IN PATIENTS WITH VARIOUS TUMORS

Yulduz Urmanova (Uzbekistan)^{1,2}; Malika Mirtukhtaeva (Uzbekistan)¹

1 - Republic of Uzbekistan, 100125Tashkent, Mirzo Ulugbek street, 56; 2 - Bogishamol street 223.

EP-06 - THE COMPARISON BETWEEN NEUROLOGICAL SYMPTOMS AND HISTOLOGICAL STRUCTURE IN CHIASM AND SELLAR REGION GIANT TUMORS

Malika Mirtukhtaeva (Uzbekistan)¹; Yulduz Urmanova (Uzbekistan)²

1 - Republic of Uzbekistan; 2 - Republic of Uzbekistan, 100125, Tashkent, Mirzo Ulugbek str., 56.

EP-07 - THE CLINICAL FEATURES OF PATIENTS WITH TYPE 1 AND TYPE 2 DIABETES MELLITUS UNDER HEMODIALYSIS

Alisher Kholikov (Uzbekistan)¹; Yulduz Urmanova (Uzbekistan)^{1,2}

1 - Republic of Uzbekistan, 100125, Tashkent, Mirzo Ulugbek street, 56; 2 - Bogishamol street 223.

EP-08 - THE NEUROLOGICAL FEATURES OF PATIENTS WITH DIABETIC NEPHROPATHY V ST.

Yulduz Urmanova (Uzbekistan)^{1,2}; Alisher Kholikov (Uzbekistan)¹

1 - Republic of Uzbekistan, 100125, Tashkent, Mirzo Ulugbek street, 56; 2 - Bogishamol street 223.

EP-09 - MULTIPLE ENDOCRINE NEOPLASIA: A CASE SERIES OF 7 FAMILIES

Vitoria Duarte (Portugal)¹; Catarina Ivo (Portugal)¹; David Verissimo (Portugal)¹; Sara Franco (Portugal)²; Filipa Bastos (Portugal)²; Henrique Vara Luiz (Portugal)²; Jorge Portugal (Portugal)²

1 - Hospital das Forças Armadas; 2 - Hospital Garcia de Orta.

EP-10 - LONG TERM FOLLOW-UP OF A RARE PITUITARY TUMOR: A MIXED GANGLIOCYTOMA-ADENOMA

Inês Vieira (Portugal)¹; Leonor Gomes (Portugal)^{1,2}; Dírcia Rodrigues (Portugal)^{1,2}; Isabel Paiva (Portugal)¹

1 - Coimbra Hospital and University Centre; 2 - Faculty of Medicine of the University of Coimbra.

EP-11 - ASYMPTOMATIC MICROADENOMA PITUITARY APOPLEXY INDUCED BY CORTICOTROPHIN-RELEASING HORMONE IN A 14-YEARS-OLD GIRL WITH CUSHING'S DISEASE

Liliana Fonseca (Portugal)¹; Diana Borges Duarte (Portugal)¹; Joana Freitas (Portugal)²; Maria João Oliveira (Portugal)²; Isabel Ribeiro (Portugal)³; Cláudia Amaral (Portugal)¹; Teresa Borges (Portugal)²

1 - Endocrinology Department, Centro Hospitalar e Universitário do Porto, Portugal; 2 - Paediatric Endocrinology Unit, Centro Hospitalar e Universitário do Porto, Portugal; 3 - Neurosurgery Department, Centro Hospitalar e Universitário do Porto, Portugal.

EP-12 - PREDICTIVE FACTORS FOR ACROMEGALY REMISSION IN PATIENTS UNDERGOING TRANSSPHEOIDAL SURGERY

Diana Silva* (Portugal)^{1,2}; Joana Guiomar* (Portugal)^{1,2}; Diana Catarino* (Portugal)^{1,2}; Leonor Gomes (Portugal)^{2,3}; Carolina Moreno (Portugal)^{2,3}; Cristina Ribeiro (Portugal)²; Lúcia Fadiga (Portugal)²; Inês Vieira (Portugal)²; Mariana Lavrador (Portugal)²; Bárbara Araújo (Portugal)²; Cátia Araújo (Portugal)²; Luís Cardoso (Portugal)^{2,3}; Isabel Paiva (Portugal)¹

1 - * contributed equally to this work; 2 - Endocrinology Department – Coimbra Hospital and University Centre; 3 - Faculty of Medicine of the University of Coimbra.

EP-13 - INCIDENTAL VERSUS SYMPTOMATIC CLINICALLY NONFUNCTIONING PITUITARY ADENOMAS: PRESENTING FEATURES AND CLINICAL MANAGEMENT. ARE THEY DIFFERENT?

Vanessa Guerreiro (Portugal)¹; Paula Freitas (Portugal)¹; Isabel Maia (Portugal)¹; Fernando Mendonça (Portugal)¹; Josué Pereira (Portugal)¹; Irene Bernardes (Portugal)¹; Jorge Pinheiro (Portugal)¹; Davide Carvalho (Portugal)¹

1 - Centro Hospitalar e Universitário de São João.

EP-14 - PROLACTINOMAS IN PREGNANCY: POST-PARTUM DOPAMINE AGONIST REQUIREMENT

Mariana Lopes Pinto P.G. (Portugal)¹; Alexandra Novais Araújo (Portugal)¹; Ema Lacerda Nobre (Portugal)¹

1 - Centro Hospitalar Universitário Lisboa Norte.

EP-15 - PROLACTINOMAS: THE PATIENTS, THE TUMOR, THE EFFECT IN PITUITARY SECRETION

Mariana Lopes Pinto P.G. (Portugal)¹; Alexandra Novais Araújo (Portugal)¹; Ema Lacerda Nobre (Portugal)¹

1 - Centro Hospitalar Universitário Lisboa Norte.

EP-16 - BIOCHEMICAL CONTROL RESPONSE RATES WITH FIRST GENERATION SOMATOSTATIN ANALOGUES IN THE REAL-LIFE SETTING: THE EXPERIENCE OF A TERTIARY CENTER

Diana Borges Duarte (Portugal)¹; Liliana Fonseca (Portugal)¹; Isabel Ribeiro (Portugal)²; Cláudia Amaral (Portugal)¹; Maria Helena Cardoso (Portugal)¹

1 - Endocrinology, Diabetes and Metabolism Department, Centro Hospitalar e Universitário do Porto, Porto, Portugal; 2 - Neurosurgery Department, Centro Hospitalar e Universitário do Porto, Porto, Portugal.

EP-17 - CLINICAL CHARACTERISTICS AND BIOCHEMICAL CONTROL WITH MULTIMODALITY THERAPY OF AN ACROMEGALY COHORT: EXPERIENCE OF A TERTIARY CENTER

Diana Borges Duarte (Portugal)¹; Liliana Fonseca (Portugal)¹; Isabel Ribeiro (Portugal)²; Cláudia Amaral (Portugal)¹; Maria Helena Cardoso (Portugal)¹

1 - Endocrinology, Diabetes and Metabolism Department, Centro Hospitalar e Universitário do Porto, Porto, Portugal; 2 - Neurosurgery Department, Centro Hospitalar e Universitário do Porto, Porto, Portugal.

EP-18 - AN UNUSUAL CAUSE FOR 68-GA-DOTATOC UPTAKE IN A PANCREATIC GRAFT

Inês Manique (Portugal)¹; Teresa Rego (Portugal)¹; Jorge Paulino (Portugal)²; Ana Agapito (Portugal)¹; José Silva-Nunes (Portugal)¹

1 - Endocrinology, Hospital Curry Cabral, Centro Hospitalar Universitário Lisboa Central; 2 - General Surgery, Hospital Curry Cabral, Centro Hospitalar Universitário Lisboa Central.

EP-19 - DOES VOLUMETRIC MRI (3D-SGE SEQUENCE) IMAGING ENHANCE DIAGNOSTIC RATES AND IMPROVE TREATMENT IN CUSHING'S DISEASE?

Fidan Gulu (United Kingdom)¹; Craig E. Stiles (United Kingdom)¹; William M. Drake (United Kingdom)¹; Jane Evanson (United Kingdom)¹

1 - St Bartholomew's Hospital.

EP-20 - A GASTROINTESTINAL STROMAL TUMOUR MIMICKING A PHEOCHROMOCYTOMA IN A PATIENT WITH NEUROFIBROMATOSIS TYPE 1

Daniela Cavaco (Portugal)¹; Joana Simões-Pereira (Portugal)¹; Valeriano Leite (Portugal)¹

1 - Instituto Português de Oncologia de Lisboa Francisco Gentil.

EP-21 - INFliximab AS A THERAPEUTIC OPTION IN HYPOTHALAMIC AND PITUITARY'S SARCOIDOSIS – A CASE REPORT

Mariana Aveiro Lavrador (Portugal)¹; Leonor Gomes (Portugal)^{1,2}; Luísa Barros (Portugal)¹; Isabel Paiva (Portugal)¹

1 - Endocrinology, Diabetes and Metabolism Department, Coimbra Hospital and University Center; 2 - Faculty of Medicine, University of Coimbra.

EP-22 - PITUITARY APOPLEXY IN AN AIP MUTATION-POSITIVE PATIENT WITH SOMATOTROPHINOMA

Isabel Inácio (Portugal)¹; Cláudia Amaral (Portugal)²; Isabel Ribeiro (Portugal)³; Manuel Lemos (Portugal)⁴; Helena Cardoso (Portugal)²

1 - Endocrinology Department, Centro Hospitalar do Baixo Vouga, Aveiro, Portugal; 2 - Endocrinology, Diabetes and Metabolism Department, Centro Hospitalar Universitário do Porto, Porto, Portugal; 3 - Neurosurgery Department, Centro Hospitalar Universitário do Porto, Porto, Portugal; 4 - CICS-UBI, Health Sciences Research Centre, University of Beira Interior, Covilhã, Portugal.

EP-23 - 117LU-DOTA-TATE AS A THERAPEUTIC WEAPON IN NEUROENDOCRINE TUMORS (NETS): A CASE REPORT

Lúcia Almeida (Portugal)¹; Inês Ferreira Barros (Portugal)²; Mariana Barbosa (Portugal)²; Inês Lucena Sampaio (Portugal)³; Hugo Duarte (Portugal)³

1 - Centro Hospitalar de Vila Nova de Gaia/Espinho; 2 - Hospital de Braga; 3 - Instituto Português de Oncologia- Porto.

EP-24 - T2-HYPOINTENSE VS NON T2-HYPOINTENSE PITUITARY ADENOMAS IN ACROMEGALY: BASELINE CHARACTERISTICS AND SHORT-TERM FOLLOW-UP

Sara Campos Lopes (Portugal)¹; Mariana Barbosa (Portugal)¹; Inês Ferreira Barros (Portugal)¹; Ana Margarida Monteiro (Portugal)¹; Pedro Ribeiro (Portugal)²; Rui Ramos (Portugal)²; Rui Almeida (Portugal)²; Olinda Marques (Portugal)¹

1 - Department of Endocrinology, Hospital de Braga; 2 - Department of Neurosurgery, Hospital de Braga.

EP-25 - CASE SERIES OF ACROMEGALY IN A SINGLE CENTER OVER SEVEN YEARS

Nuno Raposo (Portugal)¹; Nádia Bala (Portugal)¹; Sónia Pratas (Portugal)¹; Cristina Valadas (Portugal)¹

1 - Hospital Beatriz Ângelo.

EP-26 - HYPOPITUITARISM - CASE SERIES OF A TREATMENT CENTER

Nuno Raposo (Portugal)¹; Nádia Bala (Portugal)¹; Sónia Pratas (Portugal)¹; Cristina Valadas (Portugal)¹

1 - Hospital Beatriz Ângelo.

EP-27 - RATHKE'S CLEFT CYSTS: SURGERY VERSUS OBSERVATION – COMPARATIVE ANALYSIS IN A TERTIARY PITUITARY CARE CENTER

Mariana Barbosa (Portugal)¹; Inês Ferreira Barros (Portugal)¹; Sara Campos Lopes (Portugal)¹; Vera Fernandes (Portugal)¹; Maria João Machado (Portugal)²; Rui Ramos (Portugal)²; Rui Almeida (Portugal)^{2,3}; Olinda Marques (Portugal)^{1,3}

1 - Department of Endocrinology, Hospital de Braga; 2 - Department of Neurosurgery, Hospital de Braga; 3 - Pituitary Consult, Hospital de Braga.

EP-28 - CENTRAL DIABETES INSIPIDUS AS FIRST CLINICAL PRESENTATION OF ERDHEIM-CHESTER DISEASE

Daniela Guelho (Portugal)¹; Manuel Neves (Portugal)²; Nuno Vicente (Portugal)¹; Diana Martins (Portugal)¹; Mara Ventura (Portugal)¹; Alexandra Vieira (Portugal)¹

1 - Endocrinology-Nutrition Department of Leiria Hospital Center, EPE; 2 - Hemato-Oncology Department of Champalimaud Clinical Center.

EP-29 - UNRAVELLING THE SIGNIFICANCE OF ATYPICAL PARATHYROID ADENOMAS: HOW SHOULD WE MANAGE THEM?

Diana Martins (Portugal)^{1,2}; Daniela Guelho (Portugal)¹; Nuno Vicente (Portugal)¹; Ana Inácio (Portugal)⁴; Cristina Amado (Portugal)³; Alexandra Vieira (Portugal)¹

1 - Serviço de Endocrinologia e Nutrição do Centro Hospitalar de Leiria; 2 - Faculdade de Medicina da Universidade de Coimbra; 3 - Serviço de Anatomia Patológica do Centro Hospitalar de Leiria; 4 - Serviço de Cirurgia Geral do Centro Hospitalar de Leiria.

EP-30 - PITUITARY APOPLEXY - CLINICAL FEATURES, MANAGEMENT AND OUTCOMES

Clara Cunha (Portugal)¹; Eugénia Silva (Portugal)¹; Cátia Ferrinho (Portugal)¹; Catarina Saraiva (Portugal)¹; Conceição Marques (Portugal)²; Martinha Chorão (Portugal)³; Sequeira Duarte (Portugal)¹

1 - Department of Endocrinology - Centro Hospitalar de Lisboa Ocidental, Hospital Egas Moniz, Lisboa, Portugal; 2 - Department of Neurosurgery - Centro Hospitalar de Lisboa Ocidental, Hospital Egas Moniz, Lisboa, Portugal; 3 - Department of Pathology - Centro Hospitalar de Lisboa Ocidental, Hospital Egas Moniz, Lisboa, Portugal.

EP-31 - CHARACTERIZATION OF DOPAMINE AGONISTS-RESISTANT PROLACTINOMAS: A STUDY IN A PORTUGUESE TERTIARY CENTRE

Vânia Benido Silva (Portugal)¹; Liliana Fonseca (Portugal)¹; Ana M. Lopes (Portugal)¹; Silvia Santos Monteiro (Portugal)¹; Catarina Chaves (Portugal)³; Patrícia Rosinha (Portugal)²; Isabel Ribeiro (Portugal)⁴; Cláudia Amaral (Portugal)¹; Maria Helena Cardoso (Portugal)¹

1 - Endocrinology, Diabetes and Metabolism Department, Centro Hospitalar e Universitário do Porto, Porto, Portugal; 2 - Endocrinology, Diabetes and Metabolism Department, Centro Hospitalar do Baixo Vouga, Aveiro, Portugal; 3 - Endocrinology, Diabetes and Metabolism Department, Centro Hospitalar do Tâmega e Sousa, Porto, Portugal; 4 - Neurosurgery Department, Centro Hospitalar e Universitário do Porto, Porto, Portugal.

EP-32 - CHALLENGES IN INSULINOMA PREOPERATIVE LOCALIZATION – EXPERIENCE OF A TERTIARY CARE CENTRE

Lúcia Fadiga (Portugal)¹; Paula Soeiro (Portugal)²; Joana Saraiva (Portugal)¹; Diana Catarino (Portugal)¹; Joana Guiomar (Portugal)¹; Diana Silva (Portugal)¹; Mariana Lavrador (Portugal)¹; Inês Vieira (Portugal)¹; Gracinda Costa (Portugal)²; Leonor Gomes (Portugal)¹; Isabel Paiva (Portugal)¹

1 - Endocrinology Department, Centro Hospitalar e Universitário de Coimbra; 2 - Nuclear Medicine Department, Centro Hospitalar e Universitário de Coimbra.

EP-33 - HEPATIC ARTERY EMBOLIZATION IN A PATIENT WITH MALIGNANT INSULINOMA: A CLINICAL REPORT

Bruno Bouça (Portugal)¹; Inês Manique (Portugal)¹; Ana Cláudia Martins (Portugal)¹; Teresa Rego (Portugal)¹; Tiago Bilhim (Portugal)¹; Ana Cláudia Agapito (Portugal)¹; José Silva-Nunes (Portugal)¹

1 - Centro Hospitalar Universitário de Lisboa Central.

EP-34 - HYPERTENSION AND METABOLIC COMORBIDITIES IN ACROMEGALY

Isabel Inácio (Portugal)¹; Liliana Fonseca (Portugal)²; Ana Amado (Portugal)²; Gonçalo Figueiredo (Portugal)³; Isabel Ribeiro (Portugal)³; Cláudia Amaral (Portugal)²; Helena Cardoso (Portugal)²

1 - Endocrinology Department, Centro Hospitalar do Baixo Vouga, Aveiro, Portugal; 2 - Endocrinology, Diabetes and Metabolism Department, Centro Hospitalar Universitário do Porto, Porto, Portugal; 3 - Neurosurgery Department, Centro Hospitalar Universitário do Porto, Porto, Portugal.

EP-35 - CHARACTERIZATION OF CRANIOPHARYNGIOMA PATIENTS FOLLOWED IN AN ENDOCRINOLOGY DEPARTMENT
Inês Cosme (Portugal)¹; Catarina Silvestre (Portugal)^{1,2}; Maria Inês Alexandre (Portugal)¹; Vânia Gomes (Portugal)¹; Ana Raquel Gomes (Portugal)^{1,2}; Ema Lacerda Nobre (Portugal)^{1,2}; Dinis Reis (Portugal)^{1,2}; Maria João Bugalho (Portugal)^{1,2}
 1 - Department of Endocrinology, Diabetes and Metabolism, Centro Hospitalar Universitário Lisboa Norte - Hospital Santa Maria, Lisbon, Portugal; 2 - Faculdade de Medicina, Universidade de Lisboa, Lisbon, Portugal.

EP-36 - ABSCESS AFTER POSTOPERATIVE CEREBROSPINAL FLUID (CSF) FISTULA IN ENDOSCOPIC TRANSSPHENOIDAL SURGERY (TSS) OF A PITUITARY MACROADENOMA.
André Araújo (Portugal)¹; Joana Oliveira (Portugal)¹; Manuel Rito (Portugal)¹; Eduardo Vinha (Portugal)²; Davide Carvalho (Portugal)²; Josué Pereira (Portugal)¹
 1 - Serviço de Neurocirurgia - Centro Hospitalar Universitário de São João; 2 - Serviço de Endocrinologia - Centro Hospitalar Universitário de São João.

EP-37 - DIGESTIVE NEUROENDOCRINE TUMORS
Sara Correia (Portugal)¹; Silva José (Portugal)¹; Gustavo Rocha (Portugal)¹; Maria João Oliveira (Portugal)¹
 1 - Department of Endocrinology, Vila Nova de Gaia e Espinho.

EP-38 - PREDICTION OF 10-YEAR OVERALL SURVIVAL IN PATIENTS WITH STAGE IV WELL-DIFFERENTIATED NEUROENDOCRINE TUMORS
Diogo Ramalho (Portugal)¹; José Barbosa (Portugal)²; Gustavo Rocha (Portugal)¹; Helena Alves (Portugal)¹; Sara Correia (Portugal)¹; Lúcia Almeida (Portugal)¹; Maria Oliveira (Portugal)¹
 1 - Vila Nova de Gaia / Espinho Hospital Centre; 2 - Research center on health technologies and services, Faculty of Medicine of the University of Porto.

EP-39 - PAN-HYPOPITUITARISM SECONDARY TO A PITUITARY ABSCESS - A CHALLENGING CLINICAL CASE
Catarina Chaves (Portugal)¹; Ana Amado (Portugal)²; Cláudia Amaral (Portugal)²; Isabel Ribeiro (Portugal)³; Silvia Monteiro (Portugal)²; Vânia Benido (Portugal)²; Patrícia Rosinha (Portugal)⁴; Ana Elisa Lopes (Portugal)²; Helena Cardoso (Portugal)²
 1 - Serviço de Endocrinologia, do Centro Hospitalar Tâmega e Sousa; 2 - Serviço de Endocrinologia, do Centro Hospitalar e Universitário do Porto; 3 - Serviço de Neurocirurgia, do Centro Hospitalar e Universitário do Porto; 4 - Serviço de Endocrinologia, do Centro Hospitalar Baixo Vouga.

EP-40 - AN UPDATE ON THE ROLE OF GERMLINE GENETIC DEFECTS IN CUSHING'S DISEASE
Laura C. Hernández-Ramírez (United States of America)¹; Nathan Pankratz (United States of America)²; John Lane (United States of America)²; Fabio R. Faucz (United States of America)¹; Prashant Chittiboina (United States of America)³; Denise M. Kay (United States of America)⁴; James L. Mills (United States of America)⁵; Constantine A. Stratakis (United States of America)¹
 1 - Section on Endocrinology and Genetics, Eunice Kennedy Shriver National Institute of Child Health and Human Development (NICHD), National Institutes of Health (NIH); 2 - Department of Laboratory Medicine and Pathology, University of Minnesota Medical School; 3 - Neurosurgery Unit for Pituitary and Inheritable Diseases, National Institute of Neurological Disorders and Stroke (NINDS), National Institutes of Health (NIH); 4 - Newborn Screening Program, Wadsworth Center, New York State Department of Health; 5 - Epidemiology Branch, Division of Intramural Population Health Research, Eunice Kennedy Shriver National Institute of Child Health and Human Development (NICHD), National Institutes of Health (NIH).

EP-41 - THE IMPORTANCE OF DIFFERENTIAL DIAGNOSIS OF THE VARIOUS INTRASELLAR TUMORS – A CASE REPORT
Catarina Chaves (Portugal)¹; Cláudia Amaral (Portugal)²; Isabel Ribeiro (Portugal)³; Silvia Monteiro (Portugal)²; Vânia Benido (Portugal)²; Patrícia Rosinha (Portugal)⁴; Ana Elisa Lopes (Portugal)²; Helena Cardoso (Portugal)²
 1 - Serviço de Endocrinologia, do Centro Hospitalar Tâmega e Sousa; 2 - Serviço de Endocrinologia, do Centro Hospitalar e Universitário do Porto; 3 - Serviço de Neurocirurgia, do Centro Hospitalar e Universitário do Porto; 4 - Serviço de Endocrinologia, do Centro Hospitalar Baixo Vouga.

EP-42 - PHEOCHROMOCYTOMA: A RETROSPECTIVE STUDY
Nádia Mourinho Bala (Portugal)¹; Nuno Raposo (Portugal)¹; Sílvia Guerra (Portugal)¹; José Maria Aragüés (Portugal)¹; Sónia Pratas (Portugal)¹; Cristina Valadas (Portugal)¹
 1 - Hospital Beatriz Ângelo.

EP-43 - HEALTHCARE UTILIZATION AND COSTS AMONG PROLACTINOMA PATIENTS: A CROSS-SECTIONAL STUDY AND ANALYSIS OF DETERMINANTS
Merel Van Der Meulen (Netherlands)¹; Amir H. Zamanipoor Najafabadi (Netherlands)¹; Daniel J. Lobatto (Netherlands)¹; Wilbert B. Van Den Hout (Netherlands)¹; Cornelie D. Andela (Netherlands)¹; Ingrid M. Zandbergen (Netherlands)¹; Alberto M. Pereira (Netherlands)¹; Wouter R. Van Furth (Netherlands)¹; Thea P.M. Vliet Vlieland (Netherlands)¹; Nienke R. Biermasz (Netherlands)¹
 1 - Leiden University Medical Center.

EP-44 - THE CHALLENGES OF GIANT PITUITARY ADENOMAS – A REVIEW OF CASES

Ana Lopes (Portugal)¹; Silvia Monteiro (Portugal)¹; Vânia Benido (Portugal)¹; Liliana Fonseca (Portugal)¹; Catarina Chaves (Portugal)¹; Patrícia Rosinha (Portugal)¹; Cláudia Amaral (Portugal)¹; Isabel Ribeiro (Portugal)²; Helena Cardoso (Portugal)¹

1 - Serviço de Endocrinologia, Centro Hospitalar e Universitário do Porto; 2 - Serviço de Neurocirurgia, Centro Hospitalar e Universitário do Porto.

EP-45 - NONFUNCTIONAL PITUITARY ADENOMAS IN ELDERLY PATIENTS: SURGERY VS SURVEILLANCE

Inês Ferreira Barros (Portugal)^{1,2}; Mariana Barbosa (Portugal)^{1,2}; Sara Campos Lopes (Portugal)^{1,2}; Rui Ramos (Portugal)^{1,3}; Rui Almeida (Portugal)^{1,3,4}; Olinda Marques (Portugal)^{1,2,4}

1 - Hospital de Braga; 2 - Department of Endocrinology; 3 - Department of Neurosurgery; 4 - Pituitary Consult.

EP-46 - RESULTS OF PATIENTS WITH POSTOPERATIVE DIABETES INSIPIDUS' LONG-TERM FOLLOW-UP

Darya Mikhaylova (Russian Federation)¹; Larisa Dzeranjva (Russian Federation)¹; Olga Rebrova (Russian Federation)¹; Ekat-
erina Pigarova (Russian Federation)¹; Ludmila Rozhinskaya (Russian Federation)¹; Andrey Grigoriev (Russian Federation)¹; Vilen Azizyan (Russian Federation)¹; Oksana Ivashenko (Russian Federation)¹

1 - Endocrinology Research Centre.

EP-47 - CO-SECRETING PROLACTIN AND GROWTH HORMONE PITUITARY ADENOMAS: A REVIEW OF 4 CASES

Sara Amaral (Portugal)¹; Teresa Rego (Portugal)¹; Ana Palha (Portugal)¹; Luísa Cortez (Portugal)¹; Fernando Fonseca (Portugal)¹; Ana Agapito (Portugal)¹; José Silva-Nunes (Portugal)¹

1 - Department of Endocrinology, Diabetes and Metabolism – Centro Hospitalar Universitário de Lisboa Central, Lisboa, Portugal.

EP-48 - THYROTROPINOMAS AS A RARE CAUSE OF THYROTOXICOSIS – CASE REPORT

Sara Franco (Portugal)¹; Filipa Bastos (Portugal)¹; Ana Gonçalves Ferreira (Portugal)¹; Maria Manuel Costa (Portugal)¹; Henrique Vara Luiz (Portugal)¹; Luísa Raimundo (Portugal)¹; Jorge Portugal (Portugal)¹

1 - Hospital Garcia de Orta.

EP-49 - BILATERAL ADRENALECTOMY IN CUSHING DISEASE: A RETROSPECTIVE MULTICENTRIC STUDY

Fernando Fonseca (Portugal)¹; Luísa Cortez (Portugal)¹; João Sequeira Duarte (Portugal)²; Ema Nobre (Portugal)³; Maria
João Bugalho (Portugal)³; Maria João Ferreira (Portugal)⁴; Davide Carvalho (Portugal)⁴; Ana Agapito (Portugal)¹

1 - Department of Endocrinology, Diabetes and Metabolism, CHU Lisboa Central; 2 - Department of Endocrinology, Diabetes and Metabolism, CH Lisboa Ocidental; 3 - Department of Endocrinology, Diabetes and Metabolism, CHU Lisboa Norte; 4 - Department of Endocrinology, Diabetes and Metabolism, CHUS. João, Faculty of Medicine, i3S, Universidade do Porto.

EP-50 - SUSTAINED RESPONSE TO TREATMENT WITH ORAL OCTREOTIDE CAPSULES: RESULTS FROM THE OPEN-LABEL EXTENSION OF THE CHIASSMA OPTIMAL STUDY

Susan Leanne Samson (United States of America)¹; Lisa B Nachtigall (United States of America)²; Maria Fleseriu (United States of America)³; Agata Baldys Waligorska (Poland)⁴; Mojca Jensterle (Slovenia)⁵; Ehud Ur (Canada)⁶; William Henry
Ludlam (United States of America)⁷; Gary Patou (United States of America)⁷; Asi Haviv (Israel)⁷; Nienke Biermasz (Netherlands)⁸; Laurence Kennedy (United States of America)⁹; Christian Joseph Strasburger (Germany)¹⁰; Shlomo Melmed (United States of America)¹¹

1 - Baylor College of Medicine; 2 - MGH Neuroendocrine and Pituitary Center; 3 - Oregon Hlth & Sci Univ; 4 - AFM Krakow University, Krakow, Poland; 5 - Department of Endocrinology, Diabetes and Metabolic Diseases, University Medical Centre; 6 - UBC; 7 - Chiasma Inc; 8 - Leiden Univ Med Ctr; 9 - Cleveland Clinic Foundation; 10 - Charite Campus Mitte; 11 - Cedars Sinai Medical Center.

EP-51 - PHEOCHROMOCYTOMAS AND PARAGANGLIOMAS – A RETROSPECTIVE STUDY

Eugénia Silva (Portugal)¹; Clara Cunha (Portugal)¹; Cátia Ferrinho (Portugal)¹; Rute Ferreira (Portugal)¹; Sância Ramos (Portugal)¹; Luis Viana Fernandes (Portugal)¹; José Cabral (Portugal)¹; João Sequeira Duarte (Portugal)¹

1 - Hospital Egas Moniz.

EP-52 - THE END OF DAYLIGHT SAVING TIME: CAN IT IMPROVE OUR MENTAL HEALTH?


Ana Margarida Fraga (Portugal)¹; Daniel Sousa (Portugal)¹; João Facucho-Oliveira (Portugal)¹; Margarida Albuquerque (Portugal)¹; Miguel Costa (Portugal)¹; Pedro Espada Dos Santos (Portugal)¹; Adriana Moutinho (Portugal)¹

1 - Psychiatry and Mental Health Department, Hospital de Cascais, Lisbon.

EP-54 - A RARE CASE OF SELLAR PATHOLOGY: COINCIDING IGG4-RELATED HYPOPHYSITIS AND PITUITARY ADENOMA

Osamah Hakami (United Kingdom)¹; Athanasios Fountas (United Kingdom)¹; Swarupsinh Chavda (United Kingdom)²; George Tsermoulas (United Kingdom)³; John Ayuk (United Kingdom)¹; Ruchika Batra (United Kingdom)⁴; Niki Karavitaki (United Kingdom)¹

1 - Departments of Endocrinology, Queen Elizabeth Hospital, University Hospitals Birmingham NHS Foundation Trust, Birmingham; 2 - Departments of Radiology, Queen Elizabeth Hospital, University Hospitals Birmingham NHS Foundation Trust, Birmingham; 3 - Departments of Neurosurgery, Queen Elizabeth Hospital, University Hospitals Birmingham NHS Foundation Trust, Birmingham; 4 - Departments of Ophthalmology, Queen Elizabeth Hospital, University Hospitals Birmingham NHS Foundation Trust, Birmingham.



EP-55 - CLINICAL AND RADIOLOGICAL ASPECTS OF SHOULDER OSTEOARTHRITIS IN PATIENTS WITH CONTROLLED ACROMEGALY

Iris Pelsma (Netherlands)¹; Victoria Van Trigt (Netherlands)¹; Alberto Pereira (Netherlands)¹; Nienke Biermasz (Netherlands)¹; Herman Kroon (Netherlands)²; Margreet Kloppenburg (Netherlands)^{3,4}; Kim Claessen (Netherlands)¹

1 - Dept. of Endocrinology and Metabolism, and Center for Endocrine Tumors Leiden, Leiden University Medical Center, Leiden, the Netherlands; 2 - Dept. of Radiology, Leiden University Medical Center, Leiden, the Netherlands; 3 - Dept. of Rheumatology, Leiden University Medical Center, Leiden, the Netherlands; 4 - Dept. of Epidemiology, Leiden University Medical Center, Leiden, the Netherlands.

EP-56 - HIGH-DOSE CORTICOSTEROID TREATMENT OF IMMUNOTHERAPY-INDUCED HYPOPHYSITIS: A MULTI-CENTRIC, RESTROSPECTIVE ANALYSIS

Felix Amereller (Germany)²; Mamta Joshi (United Kingdom)¹; Timo Deutschbein (Germany)³; Leo Duffy (United Kingdom)¹; Paul Carroll (United Kingdom)¹; Sophie Papa (United Kingdom)¹; Katharina Schilbach (Germany)²; Jochen Schopohl (Germany)²; Sylvère Störmann (Germany)²

1 - Guy's and St Thomas' NHS Foundation Trust, London, UK; 2 - Medizinische Klinik und Poliklinik IV, Klinikum der Universität München, Ziemssenstr. 1, 80336 München; 3 - Department of Internal Medicine I, Division of Endocrinology and Diabetes, University Hospital Würzburg.

EP-58 - PATIENTS WITH CUSHING'S SYNDROME HAVE AN EARLY CHRONOTYPE

Adriana Albani (Germany)^{1,2}; Stephanie Zopp (Germany)¹; Frederick Vogel (Germany)¹; Martin Reincke (Germany)¹; Martha Merrow (Germany)²; Marily Theodoropoulou (Germany)¹

1 - Medizinische Klinik und Poliklinik IV, Ludwig Maximilian University Munich, Germany; 2 - Institute of Medical Psychology, Faculty of Medicine, LMU Munich, Munich, Germany

EP-59 - IDIOPATHIC CENTRAL DIABETES INSIPIDUS IN A LARGE EUROPEAN COHORT – TIME DOES NOT REVEAL THE ETIOLOGY

Hiba Masri Iraqi (Israel)¹; Amit Akirov (Israel)¹; Ekaterina A Pigarova (Russian Federation)¹²; Lior Baraf (Israel)²; Yona Greenman (Israel)³; Sabina Zacharieva (Bulgaria)⁴; Miklós Tóth (Hungary)⁵; Marina Tsoli (Greece)⁶; Mirjana Doknic (Greece)⁷; Ricci Bitti (Italy)⁸; Roberta Giordano (Italy)⁹; Anna Maria Colao (Italy)¹⁰; Mattia Barbot (Italy)¹¹; Matthias Auer (Germany)¹⁴; Przemysław Witek (Poland)¹³; Ilan Shimon (Israel)¹

1 - Rabin Medical Center, Petah Tikva and Sackler School of Medicine, Tel-Aviv University, Tel-Aviv; 2 - Soroka University Medical Center, Beer Sheva, Israel; 3 - Tel-Aviv Sourasky Medical Center and Sackler School of Medicine, Tel-Aviv University, Tel-Aviv; 4 - Department of Endocrinology, Specialized Hospital for Active Treatment of Endocrinology, Medical University, Sofia, Bulgaria; 5 - 2nd Department of Medicine, Semmelweis University, Hungary; 6 - Academic Scholar Fellow National and Kapodistrian University of Athens Laiko Hospital Greece; 7 - Clinic of Endocrinology, Diabetes and Metabolic Diseases, Faculty of Medicine, University of Belgrade; 8 - Endocrinology Unit and Centre for Applied Biomedical Research, Department of Medical and Surgical Sciences, S. Orsola-Malpighi Hospital, Alma Mater University of Bologna; 9 - Division of Endocrinology, Diabetes and Metabolism, Department of Medical Sciences, University of Turin; 10 - Clinical Medicine and Surgery Department - Federico II University; 11 - Endocrinology Unit, Department of Medicine DIMED, University of Padova; 12 - National Endocrinology Research Center, Ministry of Health of Russia, Moscow; 13 - Department of Gastroenterology, Endocrinology and Internal Diseases, Military Institute of Medicine, Warsaw; 14 - Max Planck Institute for Psychiatry.

EP-60 - PITUITARY STALK LESIONS – CHARACTERISTICS OF PATIENTS IN SINGLE CENTER LONG TERM OBSERVATION

Łukasz Kluczyński (Poland)¹; Magdalena Godlewska (Poland)¹; Damian Rogoziński (Poland)²; Andrzej Nowak (Poland)²; Agata Zygmunt-Górska (Poland)³; Małgorzata Wójcik (Poland)³; Jerzy Starzyk (Poland)³; Alicja Hubalewska-Dydejczyk (Poland)¹; Aleksandra Gilis-Januszewska (Poland)¹

1 - Department of Endocrinology, Jagiellonian University Medical College in Cracow, Poland; 2 - Department of Endocrinology, University Hospital in Cracow, Poland; 3 - Department of Pediatric and Adolescent Endocrinology, Chair of Pediatrics, Pediatric Institute, Jagiellonian University, Medical College, Krakow, Poland.

EP-61 - CLINICAL EVALUATION OF 112 PATIENTS WITH PROLACTINOMA: WHICH CHANGES AFTER THE ENDOCRINE SOCIETY GUIDELINES?

Irene Gagliardi (Italy)¹; Marta Bondanelli (Italy)¹; Ludovica Aliberti (Italy)¹; Isabella Zanata (Italy)¹; Andrea Daniele (Italy)²; Martina Verrienti (Italy)¹; Maria Rosaria Ambrosio (Italy)¹; Maria Chiara Zatelli (Italy)¹

1 - Department of Medical Sciences, Section of Endocrinology and Internal Medicine, University of Ferrara, Ferrara, Italy.; 2 - Endocrinology Unit, AOU di Ferrara, Ferrara, Italy.

EP-62 - GA-68 DOTANOC PET UPTAKE IN NON-NEUROENDOCRINE TUMORS

Joana Maciel (Portugal)¹; Ana Figueiredo (Portugal)¹; Helder Simões (Portugal)¹; Pedro Ratão (Portugal)²

1 - Endocrinology department, Instituto Português de Oncologia de Lisboa Francisco Gentil; 2 - Nuclear Medicine department, Instituto Português de Oncologia de Lisboa Francisco Gentil.

EP-63 - MALIGNANT PHEOCHROMOCYTOMA WITH MULTIPLY METASTASES (A CASE REPORT).

Anna Motrenko (Russian Federation)¹; Ija Voronkova (Russian Federation)²; Timur Britvin (Russian Federation)³; Irena Ilovayskaya (Russian Federation)¹

1 - MF Vladimirsky Moscow Regional Scientific Research Clinical Institute, Department of Endocrinology, Moscow, Russian Federation; 2 - Moscow Regional Research Clinical Institute. M.F. Vladimirsky, Department of Morphological Diagnostics, Moscow, Russian Federation; 3 - Moscow Regional Research Clinical Institute. M.F. Vladimirsky, Department of Surgery, Moscow, Russian Federation.

EP-64 - EXPRESSION OF OCT4 IN NEUROENDOCRINE TUMOURS OF DIFFERENT LOCALISATION AND GRADE OF MALIGNANCY

Larisa Gurevich (Russian Federation)¹; Ekaterina Bondarenko (Russian Federation)¹; Iya Voronkova (Russian Federation)¹; Valentina Ashevskaya (Russian Federation)¹; Dmitriy Fedorov (Russian Federation)¹; Irena Ilovayskaya (Russian Federation)¹

1 - Moscow Regional Research and Clinical Institute na MF Vladimirskiy.

EP-65 - OLEULAR CHARACTERIZATION OF THE SOMATOSTATIN/SST SYSTEM IN CUSHING'S DISEASE: ROLE OF TRUNCATED SOMATOSTATIN RECEPTOR SST5TMD4

Alejandro Ibáñez-Costa (Spain)^{1,2,3,4}; Mari C. Vázquez-Borrego (Spain)^{1,2,3,4}; Paloma Moreno-Moreno (Spain)^{1,5}; Antonio Carlos Fuentes-Fayos (Spain)^{1,2,3,4}; Eva Venégas-Moreno (Spain)⁶; Juan Antonio García-Arnés (Spain)⁷; Aura D. Herrera-Martínez (Spain)^{1,5}; Alfonso Soto-Moreno (Spain)⁶; M^a Ángeles Gálvez (Spain)^{1,5}; Raúl M. Luque (Spain)^{1,2,3,4}; Justo P. Castaño (Spain)^{1,2,3,4}

1 - Maimonides Institute for Biomedical Research of Cordoba (IMIBIC), Córdoba, Spain.; 2 - Department of Cell Biology, Physiology, and Immunology, University of Córdoba, Córdoba, Spain.; 3 - CIBER Fisiopatología de la Obesidad y Nutrición (CIBERObn), Córdoba, Spain.; 4 - Reina Sofia University Hospital, Córdoba, Spain.; 5 - Endocrinology and Nutrition Service, Reina Sofia University Hospital, Córdoba, Spain.; 6 - Metabolism and Nutrition Unit, Hospital Universitario Virgen del Rocío, Instituto de Biomedicina de Sevilla (IBIS), Sevilla, Spain; 7 - Carlos Haya University Hospital, Málaga, Spain.

EP-66 - OUTCOMES OF TRANSSPHENOIDAL MICROSURGERY FOR PROLACTINOMAS - A CONTEMPORARY SERIES OF 162 CASES

Sabrina Giese (Germany)¹; Isabella Nasi-Kordhishti (Germany)¹; Jürgen Honegger (Germany)¹

1 - Department of Neurosurgery, University of Tuebingen.

EP-67 - TRENDS IN DISCORDANCE BETWEEN GH AND IGF-1 AFTER SUCCESSFUL PITUITARY SURGERY FOR ACROMEGALY

Bojoga Andreea (Romania)¹; Olariu Cristina (Romania)¹; Corin Badiu (Romania)^{1,2}

1 - National Institute of Endocrinology, Bucharest, Romania; 2 - "Carol Davila" University of Medicine and Pharmacy, Department of Endocrinology.

EP-68 - EVOLUTION OF ADRENAL FUNCTION AFTER SURGERY IN CENTRAL OR PERIPHERAL CUSHING

Alexandra Marin (Romania)¹; Daniel Mihai (Romania)¹; Andra Caragheorgheopol (Romania)¹; Corin Badiu Corin Badiu (Romania)^{1,2}

1 - National Institute of Endocrinology; 2 - "C. Davila" University of Medicine and Pharmacy.

EP-69 - ANALYSIS OF TP53 MUTATIONS IN FUNCTIONAL CORTICOTROPH TUMOURS

Julia Simon (Germany)^{1,6}; Luis Gustavo Pérez-Rivas (Germany)^{1,6}; Roman Rotermund (Germany)²; Jörg Flitsch (Germany)²; Jürgen Honegger (Germany)³; Walter Rachinger (Germany)⁴; Günter Stalla (Germany)^{1,5}; Martin Reincke (Germany)¹; Marilyn Theodoropoulou (Germany)¹

1 - Medizinische Klinik und Poliklinik IV, Klinikum der LMU München, Munich, Germany; 2 - Dept. of Neurosurgery, Universitätsklinikum Hamburg-Eppendorf, Hamburg, Germany; 3 - University Hospital Tübingen, Department of Neurosurgery, Tübingen, Germany; 4 - Neurochirurgische Klinik und Poliklinik, Klinikum der LMU München, Munich, Germany; 5 - Medicover Neuroendocrinology, Munich, Germany; 6 - * equal contribution.

EP-70 - FACTORS INVOLVED IN RESPONSE TO ANTIHYPERTENSIVE DRUGS IN PHEOCHROMOCYTOMA / PARAGANGLIOMA

Sofia Lider (Romania)¹; Monica Gheorghiu (Romania)^{1,2}; Andrei Muresan (Romania)¹; Corin Badiu (Romania)²

1 - National Institute of Endocrinology; 2 - "C. Davila" University of Medicine and Pharmacy.

EP-71 - MIDPARENTAL HEIGHT IS AN IMPORTANT TOOL IN THE DIAGNOSIS OF TALL STATURE IN ACROMEGALY AND IMPROVES THE DIAGNOSIS IN WOMEN

Anna Bogusławska (Poland)¹; Kesson Magdid (United Kingdom)²; Magdalena Godlewska (Poland)¹; Marta Olszewska (Poland)³; Andrzej Nowak (Poland)¹; Jerzy Starzyk (Poland)⁴; Marta Korbonits (United Kingdom)²; Alicja Hubalewska-Dydejczyk (Poland)¹; Aleksandra Gilis-Januszewska (Poland)¹

1 - Department of Endocrinology, Jagiellonian University, Medical College, Cracow, Poland; 2 - Centre for Endocrinology, William Harvey Research Institute, Barts and the London School of Medicine and Dentistry, Queen Mary University of London; 3 - Department of Paediatrics, Jagiellonian University, Collegium Medicum, Cracow, Poland; 4 - Department of Paediatric and Adolescent Endocrinology, Paediatric Institute, Jagiellonian University Medical College, Cracow, Poland.

EP-72 - ACROMEGALY OF UNKNOWN ORIGIN COEXISTING WITH AMBIGUOUS PITUITARY LESION AND SQUAMOUS CELL LUNG CANCER IN A 74- YEAR-OLD MALE.

Magdalena Godlewska (Poland)¹; Andrzej Nowak (Poland)²; Łukasz Kluczyński (Poland)¹; Anna Bogusławska (Poland)¹; Damian Rogoziński (Poland)²; Anna Grochowska (Poland)³; Alicja Hubalewska-Dydejczyk (Poland)¹; Aleksandra Gilis-Januszewska (Poland)¹

1 - Department of Endocrinology, Jagiellonian University Medical College, Cracow, Poland; 2 - Department of Endocrinology, University Hospital, Cracow, Poland; 3 - Department of Radiology, Jagiellonian University Medical College, Cracow, Poland.




27TH - 29TH NOVEMBER 2020
PORTO › PORTUGAL

 VIRTUAL EVENT



19TH CONGRESS OF THE EUROPEAN NEUROENDOCRINE ASSOCIATION

www.enea2020.com



E-POSTERS  **FREE COMMUNICATIONS**

PROGRAMME

EP-73 - INTRASELLAR CAVERNOUS HEMANGIOMA, A RARE CONDITION CAUSING BOTH RADIOLOGICAL AND CLINICAL DIFFICULTIES- A CASE REPORT.

Andrzej Nowak (Poland)¹; Magdalena Godlewska (Poland)²; Łukasz Kluczyński (Poland)²; Anna Bogusławska (Poland)²; Damian Rogoziński (Poland)²; Marcin Motyka (Poland)²; Anna Grochowska (Poland)³; Dariusz Adamek (Poland)⁴; Alicja Hubalewska-Dydejczyk (Poland)²; Aleksandra Gilis-Januszevska (Poland)²

1 - Department of Endocrinology, University Hospital in Cracow, Poland; 2 - Department of Endocrinology, Jagiellonian University Medical College in Cracow, Poland; 3 - Department of Radiology Jagiellonian University Medical College, Cracow, Poland; 4 - Department of Neuropathology Jagiellonian University Medical College in Cracow, Poland.

EP-74 - GONADOTROPH PITUITARY ADENOMAS: IS THERE A CLINICAL DIFFERENCE FROM NULL CELL ADENOMA?

Ferreira Mj^{1,2}; Pedro J^{1,2}; Salazar D^{1,2}; Castedo J^{1,2}; Pereira J³; Bernardes I⁴; Pinheiro J⁵; Carvalho D^{1,2}

1 - Department of Endocrinology, Metabolism and Diabetes of Centro Hospitalar Universitário de São João E.P.E; 2 - Faculty of Medicine of University of Porto; 3 - Department of Neurosurgery of Centro Hospitalar Universitário de São João E.P.E.; 4 - Department of Neuroradiology of Centro Hospitalar Universitário de São João, E.P.E; 5 - Department of Pathology of Centro Hospitalar Universitário de São João, E.P.E.

When it comes to cortisol normalisation,
help them down with Isturisa®.¹



Isturisa® (osilodrostat) is indicated for the treatment
of endogenous Cushing's syndrome in adults.¹

1. Isturisa® Summary of Product Characteristics. May 2020

Important note: Before prescribing, consult full prescribing information. **Presentation:** Film-coated tablets containing 1 mg, 5 mg or 10 mg of osilodrostat (as osilodrostat phosphate). **Indications:** Isturisa® is indicated for the treatment of endogenous Cushing's syndrome in adults. **Posology and method of administration: Adults:** The recommended starting dose of Isturisa® is 2 mg twice daily. The dose can be gradually titrated (initially by increments of 1 or 2 mg) based on individual response and tolerability, with the aim to achieve normal cortisol levels. It is recommended that cortisol levels (e.g. 24-hour urinary free cortisol, serum/plasma cortisol) be monitored every one to two weeks until adequate clinical response is maintained. Thereafter, less frequent monitoring may be considered as clinically indicated, unless there are reasons for additional monitoring. The dose of Isturisa® should be decreased or treatment temporarily interrupted if cortisol levels are below the lower limit of normal, or if there is a rapid decrease in cortisol levels to the lower part of the normal range, or if the patient has signs or symptoms suggestive of hypocortisolism. The maintenance dose in clinical trials usually varied between 2 and 7 mg twice daily. The maximum recommended dose of Isturisa® is 30 mg twice daily. If a dose of Isturisa® is missed, the patient should take the prescribed dose at the next scheduled time; the next dose should not be doubled. **Special populations: Renal impairment:** No dose adjustment is necessary for patients with renal impairment. **Hepatic impairment:** No dose adjustment is required for patients with mild hepatic impairment (Child-Pugh A). For patients with moderate hepatic impairment (Child-Pugh B), the recommended starting dose is 1 mg twice daily. For patients with severe hepatic impairment (Child-Pugh C), the recommended starting dose is 1 mg once daily in the evening, with initial up-titration to 1 mg twice daily. Data on use in patients with hepatic impairment is limited. More frequent monitoring of adrenal function may be required in patients with hepatic impairment during dose titration. **Pediatric population:** The safety and efficacy of Isturisa® in patients less than 18 years of age have not yet been established. **Elderly (65 years or above):** There is no evidence to suggest that dose adjustment is required in patients aged 65 years or above. However, data on the use of osilodrostat in this population are limited and Isturisa® should therefore be used with caution in this age group. **Contraindications:** Hypersensitivity to the active substance or to any of the excipients. **Warnings and precautions: Hypocortisolism:** Inhibition of cortisol synthesis by osilodrostat has led to hypocortisolism-related events such as cortisol withdrawal syndrome (symptomatic decrease of cortisol levels, but still above the lower limit of the normal range) and adrenal insufficiency (cortisol levels below the normal range). Cortisol levels should be monitored at regular intervals, since hypocortisolism-related events can occur at any time during treatment. Additional monitoring is recommended especially during conditions of increased cortisol demand, such as physical or psychological stress, or during changes in concomitant medications that may affect osilodrostat exposure. It is recommended to use laboratory methods that do not exhibit significant cross-reactivity with cortisol precursors such as 11-deoxycortisol that may increase during Isturisa® treatment. Patients should be alerted to the signs and symptoms associated with hypocortisolism (e.g. nausea, vomiting, fatigue, abdominal pain, loss of appetite and dizziness). Symptomatic patients should be monitored for hypotension, hyponatraemia, hyperkalaemia and/or hypoglycaemia. If hypocortisolism is suspected, cortisol levels should be measured and temporary dose reduction or interruption of Isturisa® considered. If necessary, corticosteroid substitution should be initiated. Isturisa® may be resumed after resolution of symptoms at a lower dose, provided that cortisol levels are above the lower limit of normal in the absence of glucocorticoid substitution. **QT prolongation:** Osilodrostat was associated with a dose-dependent QT interval prolongation which may cause cardiac arrhythmias. An ECG should be performed prior to the start of Isturisa® treatment, within one week after treatment initiation, and as clinically indicated thereafter. If the QTc interval exceeds 480 ms prior to or during treatment, cardiology consultation is recommended. Temporary dose reduction or interruption may be required. Any hypokalaemia, hypocalcaemia or hypomagnesaemia should be corrected prior to Isturisa® administration and electrolyte levels should be monitored periodically during therapy. In patients with risk factors for QT prolongation caution is advised and more frequent ECG monitoring is recommended. **Fertility, pregnancy and lactation: Women of childbearing potential:** Based on preclinical data, osilodrostat may cause foetal harm when administered to a pregnant woman. Women of childbearing potential have to use effective contraception during and for at least one week after treatment. If hormonal contraceptives other than the oral combination of ethinylestradiol and levonorgestrel are used, an additional barrier method of contraception is recommended. **Pregnancy:** There are no or limited amount of data from the use of osilodrostat in pregnant women. Studies in animals have shown reproductive toxicity. Isturisa® should not be used during pregnancy and in women of childbearing potential not using contraception. **Breast-feeding:** It is unknown whether osilodrostat or its metabolites are excreted in human milk. A risk to the newborns/infants cannot be excluded. Breast-feeding should be discontinued during treatment with Isturisa® and for at least one week after treatment. **Fertility:** There is no information on the effect of osilodrostat on human fertility. Animal studies have shown effects on the menstrual cycle and reduced female fertility in rats. **Adverse drug reactions: Very common (≥1/10):** Adrenal insufficiency, fatigue, nausea, headache, vomiting, oedema, diarrhoea, abdominal pain, blood corticotrophin increased, rash, dizziness, hypokalaemia, decreased appetite, hypotension, blood testosterone increased. **Common (≥1/100 to <1/10):** Hirsutism, acne, tachycardia, malaise, transaminases increased, electrocardiogram QT prolonged, syncope. **Interactions:** Isturisa® should be used with caution when co-administered with CYP1A2 and CYP2C19 substrates with a narrow therapeutic index (such as theophylline, tizanidine and S-mephenytoin). No drug-to-drug interaction is expected with hormonal contraceptives. **Packs and prices:** Country-specific. **Legal classification:** Medicinal product subject to restricted medical prescription.



Adverse events should be reported.
To report an adverse reaction, please
contact the pharmacovigilance department
in Recordati Rare Diseases at:
RRDPharmacovigilance@recordati.com



www.recordatirare diseases.com

Headquarters: Recordati Rare Diseases SARL
Immeuble • Le Wilson • 70 Avenue du Général
de Gaulle 92800 Puteaux - France
Phone: +33 1 47 73 64 58 • Fax: +33 1 49 00 18 00
Email: RRDInfo@recordati.com



Follow us on LinkedIn and Twitter